

## Calendar

It shows : Agenda, Personal events (that can be added by the user), school events, and holidays.

**Event**

The best event on earth for all the hardworking PTO and PTA leaders

**Question**

**CHEMISTRY**  
The solution to a problem in quantum mechanics is generally a linear superposition of states. The solutions

**Homework**

**PHYSICS**  
Transcriptional regulation in eukaryotes generally

## Journal


It shows description of the lesson that has been explained by the teacher (if the teacher adds it).


Journal

Thursday, August 30

**Informatique**

Journal

 boost.jpg

 Feras wazni

## Schedule

It shows the weekly program of the class.

**Biology**


**French**

**Chemistry**

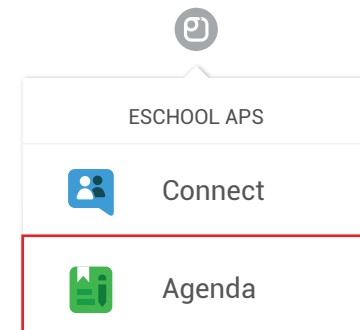
# eSchool AGENDA guide (Web)

## Step 1

Go to the website: [www.myeschoolhome.com/agenda](http://www.myeschoolhome.com/agenda) for direct access, or [www.myeschoolhome.com](http://www.myeschoolhome.com) for indirect access.




**Direct access**



**Indirect access**

## Step 2

Enter your eSchool account as student or parent.




Username

Password


Keep me signed in.

**Login**

One eSchool Account for all!



**For Feedback or Inquiries:**  
You can contact our team using the feedback option available in eSchool Notifier application.

On the top left of the screen, click on the menu button. 

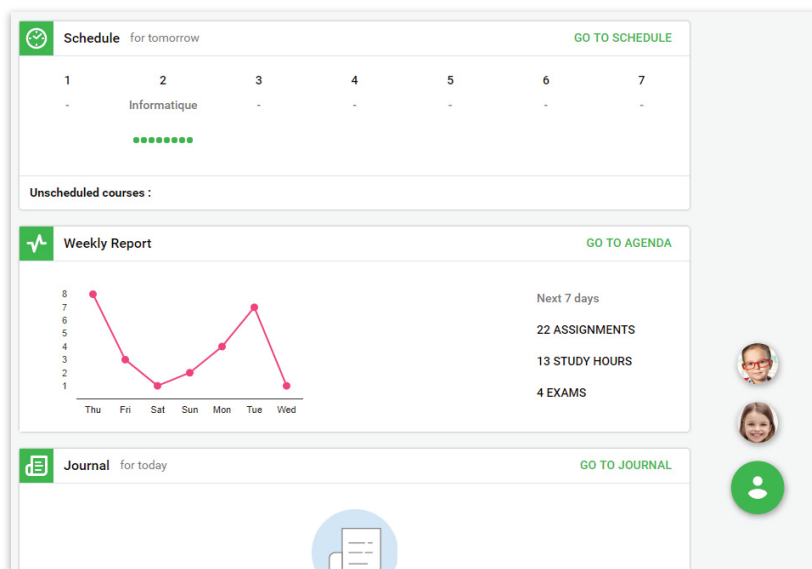
The menu contains : Home, Agenda, Calendar, Journal, and Schedule.

## Home page

The main page of the Agenda is "**HOME**" which shows (for the selected student) :

1. **Weekly report** for the next 7 days.
2. **Upcoming Exams**: you can see all the nearest three added exams.
3. **Schedule**: It shows the schedule for the next day including tasks on each session.
4. **Events**: It shows the three nearest added by the teachers of section or administration .
5. **Holidays**: It shows the three nearest added by the administration.


*If the family has more than one child, you must choose the child each time you want to check the INFO of him/ her from the bottom right of the screen.*



## Agenda

It shows (for the selected student) :

1. The tasks are shown for next 7 days by default. (tasks are grouped by day).
2. You can click on the arrow and choose one of the choices that exist in the list.
3. The type of the tasks that are added can be:



### Assignments details:

- A. Whenever you check the Agenda you can see the number of the assignments, exams, and working hours as a summary for the next day.
- B. If the teacher deletes any assignment, it will become faded.
- C. If you click on a task, it will open and you can attach or answer.

